

900-LFC Compact Low-Frequency Control Element



Meyer Sound's 900-LFC compact low-frequency control element reproduces low frequencies at high, continuous output levels with extremely low distortion. The 900-LFC offers the same sonic linearity as Meyer Sound's 1100-LFC low-frequency control element in a smaller, lighter cabinet, making it ideal for building

In addition to pairing with LEOPARD™ systems, the 900-LFC integrates easily with other Meyer Sound loudspeaker systems, including LEO-M™, LYON™, and UltraSeries.

LEOPARD and 900-LFC can be driven by Meyer Sound's Galileo Callisto™ 616 array processor, which provides matrix routing, alignment, and processing for array components. To guarantee optimum performance, systems with 900-LFC should be designed with Meyer Sound's MAPP™ software. LEOPARD and 900-LFC loudspeakers work with Meyer Sound's RMS™ remote monitoring system, which provides comprehensive monitoring of system parameters from a Mac® or Windows®-based computer.

The 900-LFC is available with or without Meyer Sound's QuickFly® rigging. When equipped with the optional MRK-900 rigging kit, the 900-LFC's captive GuideALinks™ allow it to be flown from the MG-LEOPARD/900 multipurpose grid in LEOPARD arrays without a transition frame. 900-LFCs can also be flown separately as a subwoofer array with variable splay angles from 0 to 5 degrees. The MG-LEOPARD/900 grid can also be used for groundstacks with uptilt or downtilt.

Both versions of the 900-LFC can be transported in stacks with the optional MCF-900 caster frame.



scalable systems to suit touring applications or fixed installations of any size.

A newly-designed class D amplifier affords unprecedented efficiency to the 900-LFC, significantly lowering distortion while reducing power consumption and operating temperature. The onboard amplifier and control circuitry are contained in a single, field-replaceable module.

FEATURES & BENEFITS

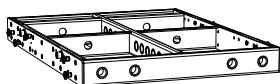
- Compact cabinet with small footprint and extraordinary power-to-size ratio
- High peak power output with extremely low distortion
- Exceptional linearity, transient reproduction, and low-frequency clarity
- Self-powered for simplified setup and increased reliability
- Stackable and flyable in regular and cardioid arrays, with tilt and splay options
- Integral pole-mount receptacle easily pairs the subwoofer with UltraSeries loudspeakers

SOLUTIONS

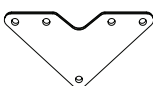
- Scalable low-frequency control for touring applications or fixed installations of any size
- Clubs, theatres, houses of worship, corporate AV, and theme parks
- Low-frequency complement for LEO-M, LYON, and LEOPARD systems

900-LFC ACCESSORIES

MG-LEOPARD/900 MULTIPURPOSE GRID Flies LEOPARDs, 900-LFCs, and mixed arrays. Also supports LEOPARD and 900-LFC groundstack configurations.



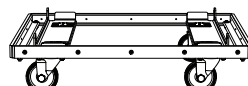
MVP MOTOR VEE PLATE Attaches to MG-LEOPARD/900 grid and fine tunes horizontal aim of LEOPARD and 900-LFC arrays.



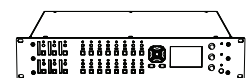
PBF-LEOPARD PULL-BACK FRAME Provides pull-back for extreme downtilt of flown LEOPARD and 900-LFC arrays, and allows additional downtilt in groundstacked arrays.



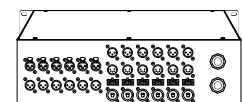
MCF-900 CASTER FRAME Safely transports up to two 900-LFCs, making it easy to assemble and disassemble arrays in blocks of two cabinets.



CALLISTO 616 ARRAY PROCESSOR Drives and aligns Meyer Sound array systems with 6 x 16 matrix processing, delay integration, and EQ, using Compass software.



MDM-5000 DISTRIBUTION MODULE Integrates routing of audio, power, and RMS to loudspeaker arrays.



900-LFC SPECIFICATIONS

ACOUSTICAL¹	
Operating Frequency Range ²	31 Hz – 125 Hz
Phase Response	40 Hz – 110 Hz ±30 degrees
TRANSDUCER	
Low Frequency	One 18-inch dual-coil, long-excursion cone driver
AUDIO I/O	
Connectors ³	XLR 3-pin or 5-pin female input with male loop output
AMPLIFIER	
Type	2-channel, open-loop, class D
AC POWER	
Connectors	powerCON 20 input with loop output
Safety Rated Voltage Range	100–240 V AC, 50–60 Hz
Turn-on/off Points	90 V AC turn-on, no turn-off; internal fuse-protection above 265 V AC
Max. Long-Term Cont. Current	4.9 A rms (115 V AC); 2.5 A rms (230 V AC); 5.2 A rms (100 V AC)
RMS NETWORK	
	Equipped with 2-conductor, twisted-pair network, reporting all amplifier operating parameters to host computer
PHYSICAL	
Dimensions	27.43 in W x 24.43 in H x 24.89 in D (697 mm x 621 mm x 632 mm)
Dimensions w/Rigging	27.47 in W x 24.43 in H x 24.89 in D (698 mm x 621 mm x 632 mm)
Weight	136 lbs (61.7 kg)
Weight w/Rigging	159 lbs (72.1 kg)
Enclosure	Multi-ply hardwood with black textured finish
Protective Grille	Hex-stamped steel with acoustical black mesh
Rigging	Endframes with captive GuideALinks (0 to 5-degree splay angles), quick-release pins, and detachable side handles
Load Ratings	MG-LEOPARD/900 multipurpose grid flies 12 900-LFCs (5:1 safety factor) or 10 900-LFCs (7:1 safety factor), with some restrictions

NOTES

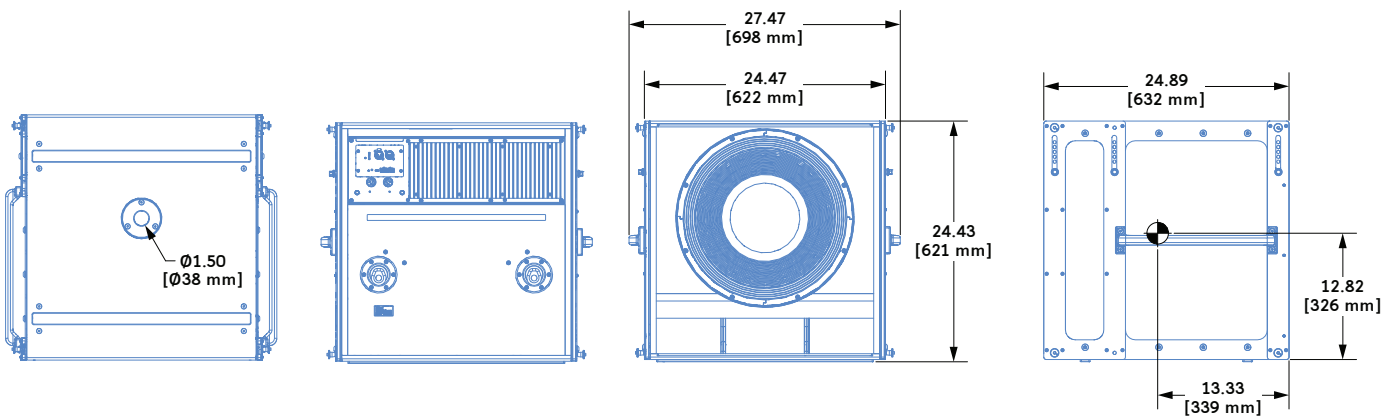
- Loudspeaker system predictions for coverage and SPL available in Meyer Sound's MAPP XT software.
- Recommended maximum operating frequency range. Response depends on loading conditions and room acoustics.
- XLR 5-pin connectors accommodate both balanced audio and RMS signals.

900-LFC — 04.246.004.02 B

Copyright © 2015
Meyer Sound Laboratories Inc.
All rights reserved

MEYER SOUND LABORATORIES INC.
2832 San Pablo Avenue
Berkeley, CA 94702

+1 510 486.1166
techsupport@meyersound.com
www.meyersound.com



ARCHITECT SPECIFICATIONS

The loudspeaker shall be a compact, self-powered, linear, low-distortion, low-frequency control element and shall be capable of flown, groundstacked, and cardioid configurations. Its transducer shall be one 18-inch dual-coil, long-excursion cone driver.

The loudspeaker shall incorporate internal processing and a 2-channel, open-loop, class D amplifier. Processing shall include equalization, phase correction, and driver protection. Performance specifications for a typical production unit shall be as follows, measured at 1/3-octave resolution: operating frequency range, 31 Hz to 125 Hz; phase response, 40 Hz – 110 Hz ±30 degrees.

Audio connectors shall be XLR 3-pin, female and

male, accommodating balanced audio, or XLR 5-pin, accommodating both balanced audio and RMS.

The internal power supply shall perform EMI filtering, soft current turn-on, and surge suppression. Power requirements shall be nominal 100, 110, or 230 V AC line current at 50–60 Hz. UL and CE operating voltage range shall be 100–240 V AC at 50–60 Hz. AC power connectors for input and loop output shall be powerCON 20. Maximum long-term continuous current draw shall be 4.9 A rms at 115 V AC, 2.5 A rms at 230 V AC and 5.2 A rms at 100 V AC. The loudspeaker shall include an RMS remote monitoring system module.

Components shall be mounted in an optimally tuned, vented enclosure constructed of multi-ply hardwood

with a black textured finish. Optional rigging for the enclosure shall include endframes with captive GuideALinks for linking units in vertical arrays at splay angles from 0 to 5 degrees. The front protective grille shall be powder-coated, hex-stamped steel with black mesh.

Dimensions shall be 27.43 inches wide x 24.43 inches high x 24.89 inches deep (697 mm x 621 mm x 632 mm). Dimensions with optional rigging shall be 27.47 inches wide x 24.43 inches high x 24.89 inches deep (698 mm x 621 mm x 632 mm). Weight shall be 136 lbs (61.7 kg). Weight with optional rigging shall be 159 lbs (72.1 kg).

The loudspeaker shall be the Meyer Sound 900-LFC.